

# XXL CSS

How to scale CSS and keep your sanity

 @sugarenia

# XXL CSS

How to scale CSS and keep your sanity

 @sugarenia

I'm Sugar.

I'm a designer.

I'm happy.

Web design is awesome!

Web design is awesome!

...sometimes

# The problem

Maintainability



OOCSS

OOCSS  
SMACSS

OOCSS  
SMACSS  
Sass

OOCSS  
SMACSS  
Sass

Bootstrap & Foundation

# The goals

## **GOAL #1**

Don't start from scratch  
every time

## **GOAL #2**

Markup standards,  
especially for large teams

## **GOAL #3**

Don't bug your designers  
about ALL THE THINGS

# **GOALS #4, #5 & #6**

Flexibility

Speed

Performance

## **GOAL #7**

Own the code

Best practices

Avoid classitis

Avoid extra markup

Non-semantic class names

Use descendant selectors

No.

*Better* practices



Developers know better



Abstraction

Developers know better

Abstraction

Object orientation

Developers know better

Abstraction

Object orientation

Developers know better

Performance first

Abstraction

Object orientation

Developers know better

DRY

Performance first

Abstraction

Object orientation

Developers know better

DRY

Performance first

KISS

No IDs in CSS please



#header

#footer

#header

```
#footer { background-color: #000; }
```

#footer

#header

```
#footer { background-color: #000; }  
#footer a { color: #fff; }
```

#footer

#header

```
#footer { background-color: #000; }  
#footer a { color: #fff; }
```

.twitter

A diagram consisting of a white rectangular box with a black border containing the text ".twitter". A black arrow points from the bottom-left corner of this box down towards the footer bar.

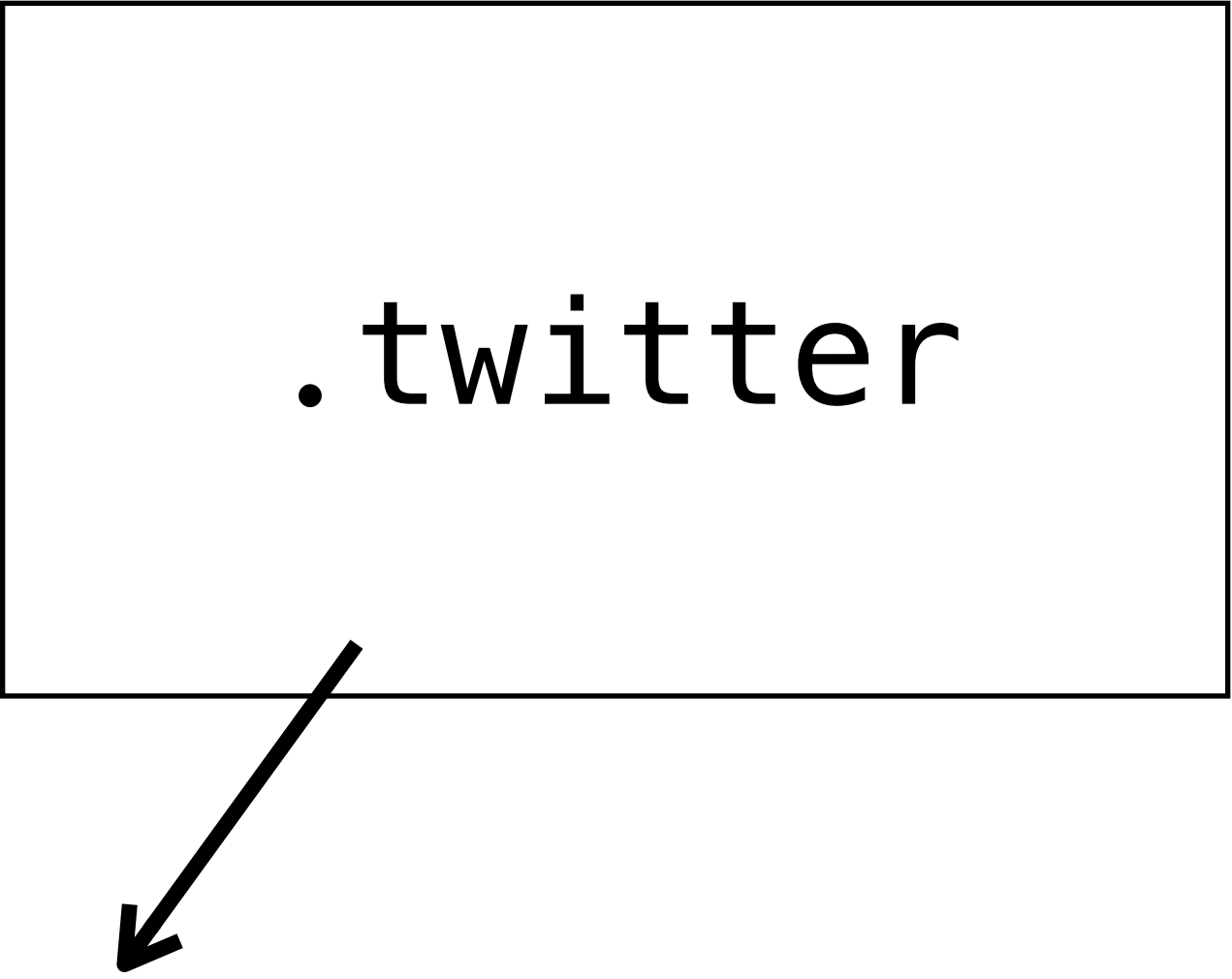
#footer

#header

```
#footer { background-color: #000; }  
#footer a { color: #fff; }
```

```
.twitter { background-color: #fff; }
```

.twitter

A diagram consisting of a white rectangular box with a black border. Inside the box, the text ".twitter" is written in a monospaced font. An arrow originates from the bottom-left corner of the box and points downwards and to the left towards the footer element.

#footer

#header

```
#footer { background-color: #000; }  
#footer a { color: #fff; }
```

```
.twitter { background-color: #fff; }  
.twitter a { color: #000; }
```

.twitter



#footer

#header

```
#footer { background-color: #000; }  
#footer a { color: #fff; }  
  
.twitter { background-color: #fff; }  
.twitter a { color: #000; }
```



#footer

Semantic?

Semantic? *Pragmatic.*

```
<div class="content">  
  <h1>Big heading</h1>  
</div>
```

```
<div class="sidebar">  
  <h2>Sidebar heading</h2>  
</div>
```

```
<div class="footer">  
  <h4>Footer heading</h4>  
</div>
```

```
<div class="content">
  <h1>Big heading</h1>
</div>
```

```
<div class="sidebar">
  <h2>Sidebar heading</h2>
</div>
```

```
<div class="footer">
  <h4>Footer heading</h4>
</div>
```

```
h1 { font-size: 3em; }
h2 { font-size: 2.4em; }
h3 { font-size: 2em; }
h4 { font-size: 1.6em; }
```

```
<div class="content">
  <h1>Big heading</h1>
</div>
```

```
<div class="sidebar">
  <h2>Sidebar heading</h2>
</div>
```

```
<div class="footer">
  <h4>Footer heading</h4>
</div>
```

```
h1 { font-size: 3em; }
```

```
h2,
```

```
.footer h4 { font-size: 2.4em; }
```

```
h3 { font-size: 2em; }
```

```
h4 { font-size: 1.6em; }
```

```
<div class="content">
  <h1>Big heading</h1>
</div>
```

```
<div class="sidebar">
  <h2>Sidebar heading</h2>
</div>
```

```
<div class="footer">
  <h4 class="beta">Footer heading</h4>
</div>
```

```
h1, .alpha { font-size: 3em; }
h2, .beta  { font-size: 2.4em; }
h3, .gamma { font-size: 2em;  }
h4, .delta { font-size: 1.6em; }
```

Style classes are  
totally OK, dude

*Classes work much better when we use them to represent visual semantics, rather than keeping them tied to content.*

*– Nicole Sullivan (@stubbornella)*





Descendant selectors  
can bite you

```
<div class="box">  
  <h3>This is the box header</h3>  
</div>
```

```
<div class="box">  
  <h3>This is the box header</h3>  
</div>
```

```
.box {  
  background-color: #fff;  
  border: 1px solid #ccc;  
}
```

```
.box h3 {  
  text-transform: uppercase;  
  color: #333;  
}
```

```
<div class="box">  
  <h4>This is the box header</h4>  
</div>
```

```
<div class="box">  
  <h4>This is the box header</h4>  
</div>
```

```
.box {  
  background-color: #fff;  
  border: 1px solid #ccc;  
}
```

```
.box h3, .box h4 {  
  text-transform: uppercase;  
  color: #333;  
}
```

```
<div class="box">  
  <h3 class="box-header">This is the box header</h3>  
</div>
```

```
.box {  
  background-color: #fff;  
  border: 1px solid #ccc;  
}  
  
.box-header {  
  text-transform: uppercase;  
  color: #333;  
}
```


Modularize

Stop overdesigning


Stop thinking in pages

Everything is a module





Lorem ipsum dolor sit amet,  
consectetur adipiscing elit.  
Donec a posuere velit.



Lorem ipsum dolor sit amet,  
consectetur adipiscing elit.  
Donec a posuere velit.



**holidaylettings.co.uk**

Sponsored ·



**Liam Boogar** shared [The Economist's photo](#).

8 hrs ·

8,895



Prehistoric Archaeology  
.Come study at Univ of  
Haifa!




**Life**


A life to be used in the sweetest facebook game ever.

CANDY CRUSH SAGA

11 **3 events** today



**Zaharenia  
Atzitzikaki**  
Edit Profile



Lorem ipsum dolor sit amet,  
consectetur adipiscing elit.  
Donec a posuere velit.



**holidaylettings.co.uk**

Sponsored ·



**Liam Boogar** shared **The Economist's** photo.

8 hrs ·



**Life**

A life to be used in the sweetest facebook game ever.


CANDY CRUSH SAGA

8,895



Prehistoric Archaeology  
.Come study at Univ of  
Haifa!

11 **3 events** today



**Zaharenia  
Atzitzikaki**  
Edit Profile



```
<div class="media">
  <a href="http://twitter.com/stubbornella" class="img">
    
  </a>

  <div class="bd">
    @Stubbornella 14 minutes ago
  </div>

</div>
```

```
.media, .bd { overflow:hidden; }  
.media .img { float:left; margin-right: 10px; }  
.media .img img { display:block; }  
.media .imgExt { float:right; margin-left: 10px; }
```

Do one thing  
and one thing only

Combine modules  
for fun and profit

Modules should be  
oblivious of their context

Toolbox



# Preprocessors

Preprocessors  
Sass, that is.

# CSS Frameworks



# Font Custom

Generate custom icon webfonts from the comfort of the command line.



Star

1,931



Fork

206



## Cross-browser

Output multiple font formats and a [bulletproof](#) stylesheet with one command. Works on modern browsers, quirky mobile flavors, and even your old friend IE8.



## Bootstrap-ready

Font Custom creates styles using Bootstrap's `.icon-{{your-icon-name}}` naming convention. Just include `fontcustom.css` and you're set.



## Plug and play

No configuration or navigating confusing APIs. Just place all your vectors in a folder, link a CSS file, and let Font Custom take care of the rest.



## Infinite options

Why limit yourself to generic, overused icon sets? Create your own vectors or check out [Glyphicons](#) and [The Noun Project](#) for a buffet of possibilities.



## Flexible sizes

Resize icons to your heart's content. Since they're vector, Font Custom icons appear crisp at any size. (Also, no more `@2x` icon assets.)



## Just add CSS

Change colors, add shadows, rotate, transmorphify — style icons however you want with just a little CSS. Tweaking icon designs has never been easier.

...or UI Toolkits?

*The time saved using a css framework is spent looking up how to work with that framework.*

*– Jesse Shawl (@jshawl)*

Updating is hell

## **MY ADVICE**


Roll your own framework

# Living style guides


# COLORS

<http://style.codeforamerica.org>


## Primary Colors




**CfA Red**  
PMS 193U  
C13 M94 Y69 K4  
R204 G39 B62  
#cf1b41  
\$color-red



**CfA Blue**  
PMS 2915M or 292C or 299U  
C70 M24 Y0 K0  
R63 G158 B216  
#399fd3  
\$color-blue



**CfA Gray**  
PMS Cool Gray 10  
C58 M49 Y46 K15  
R109 G110 B113  
#6D6E71  
\$color-gray



**CfA Black**  
PMS Black U  
C0 M0 Y0 K100  
R0 G0 B0  
#000000  
\$color-black


## Secondary Colors




**Dark Blue**  
PMS 302U  
C81 M66 Y51 K43



**Light Blue**  
PMS 297U  
C50 M15 Y7 K0



**Dark Gray**  
PMS 446U  
C43 M37 Y36 K1



**Medium gray**  
PMS Cool Gray 6  
C43 M37 Y36 K1

Jump to...



# A Pattern Apart

A List Apart's pattern library

## Swatches

**Text:** #222

**Link:** #2455c3

**Accent:** #bb3825

**Accent 2:** #acba3c

**Fill:** #f0f0f0

## Typography

Body text: Georgia Pro · [View at Webtype](#)

*Body text: Georgia Pro Italic*

**Body text: Georgia Pro Semibold**

Condensed body for mobile: Georgia Pro Condensed

<http://patterns.alistapart.com>

Better collaboration

Avoid code duplication

Easy device testing

THE

# STYLE GUIDE

GUIDE

Find a styleguide generator that fits your flow.

## Node.JS

- KSS-Node
- Pattern Primer
- StyleDocco
- StyleDown

## Gulp

- Assemble
- Fabricator
- KSS
- StyleDocco

## Grunt

- Assemble
- KSS
- Pattern Lab
- Pattern Primer
- Sassdown
- SourceJS
- StyleDocco
- Style Prototype

## Ruby

- Hologram
- KSS
- Pattern Primer

## PHP

- BareBones
- Pattern Lab
- Pattern Primer
- Style Guide Boilerplate

Do try this at home.

# Thanks!

You rock.

 @sugarenia